




ERHARDT AWNINGS – SUN PROTECTION TO SUIT EVERY TASTE



OPEN FOLDING ARM AWNING



ERHARDT S

Maximum dimensions (width x projection)	600 x 300 cm
Frame colour	<ul style="list-style-type: none"> » White (RAL 9016) » Grey-aluminium structured (RAL 9007 finely structured)
Fabric designs	<ul style="list-style-type: none"> » Tibelly Ambiente (polyester) » Tibelly Classic (acrylic)
Inclination angle	0° - 45°
Special features	<ul style="list-style-type: none"> » With valance as standard » With optional rain cover » Very slim drop profile » Variomatic drive (optional angle adjustment) » Two coupling alternatives

ERHARDT BS

Maximum dimensions (width x projection)	700 x 400 cm "Deluxe" with Vario-Valance: 700 x 350 cm
Frame colour	<ul style="list-style-type: none"> » White (RAL 9016) » Grey-aluminium structured (RAL 9007 finely structured) » Anthracite (DB 703)
Custom colour	Any RAL colour available on request
Fabric designs	<ul style="list-style-type: none"> » Tibelly Ambiente (polyester) » Tibelly Classic (acrylic) » Vario-Valance: Soltis
Inclination angle	5° - 40°
Special features	<ul style="list-style-type: none"> » With valance as standard » »Deluxe« model: Designer drop profile instead of fabric valance » Variomatic drive (optional angle adjustment) » Optionally available as a Vario-Valance with crank operation » Two coupling alternatives





ERHARDT BS-D, BS-H

Maximum dimensions (width x projection)	700 x 400 cm "Deluxe" with Vario-Valance: 700 x 350 cm
Frame colour	<ul style="list-style-type: none"> » White (RAL 9016) » Grey-aluminium structured (RAL 9007 finely structured) » Anthracite (DB 703)
Custom colour	Any RAL colour available on request
Fabric designs	<ul style="list-style-type: none"> » Tibelly Ambiente (polyester) » Tibelly Classic (acrylic) » Vario-Valance: Soltis
Inclination angle	5° - 40°
Special features	<ul style="list-style-type: none"> » With valance as standard » »Deluxe« model: Designer drop profile instead of fabric valance » BS-D with rain cover as standard » BS-H with casing profile and rain cover as standard » BS-D and BS-H with high-quality tilting arm bearing » Optionally available as a Vario-Valance with crank operation or remote control » Can be coupled



CASSETTE AWNING



ERHARDT K

Maximum dimensions (width x projection)	550 x 300 cm
Frame colour	<ul style="list-style-type: none"> » White (RAL 9016) » Grey-aluminium structured (RAL 9007 finely structured) » Anthracite (DB 703)
Custom colour	Any RAL colour available on request
Fabric designs	<ul style="list-style-type: none"> » Tibelly Ambiente (polyester) » Tibelly Classic (acrylic)
Inclination angle	<ul style="list-style-type: none"> 0° - 40° (with motor) 0° - 30° (with crank)
Special features	<ul style="list-style-type: none"> » Motorised as standard » Low installation height, only 13 cm cassette height » Ideal for balconies and small terraces » LED strip in cassette housing dimmable, optional external transformer in cable channel » Unobtrusive, simple design

ERHARDT J

Maximum dimensions (width x projection)	500 x 325 cm
Frame colour	<ul style="list-style-type: none"> » White (RAL 9016) » Grey-aluminium structured (RAL 9007 finely structured) » Anthracite (DB 703)
Custom colour	Any RAL colour available on request
Fabric designs	<ul style="list-style-type: none"> » Tibelly Ambiente (polyester) » Tibelly Classic (acrylic)
Inclination angle	0° - 40°
Special features	<ul style="list-style-type: none"> » Motorised as standard » Concealed drainage » The cassette closes gently » Various brackets for different mounting options





ERHARDT C

Maximum dimensions (width x projection)	650 x 350 cm
Frame colour	<ul style="list-style-type: none"> » White (RAL 9016) » Grey-aluminium structured (RAL 9007 finely structured) » Anthracite (DB 703)
Custom colour	Any RAL colour available on request
Fabric designs	<ul style="list-style-type: none"> » Tibelly Ambiente (polyester) » Tibelly Classic (acrylic)
Inclination angle	0° - 45°
Special features	<ul style="list-style-type: none"> » Positionable brackets: flexible mounting options » The cassette closes gently » Integrated gutter

ERHARDT SD

Maximum dimensions (width x projection)	700 x 400 cm Awning size with Vario-Valance: 650 x 325 cm
Frame colour	<ul style="list-style-type: none"> » White (RAL 9016) » Grey-aluminium structured (RAL 9007 finely structured) » Anthracite (DB 703)
Custom colour	Any RAL colour available on request
Fabric designs	<ul style="list-style-type: none"> » Tibelly Ambiente (polyester) » Tibelly Classic (acrylic) » Vario-Valance: Soltis or Tibelly Screen available
Inclination angle	5° - 35°
Special features	<ul style="list-style-type: none"> » Vario-Valance up to 160 cm » Vario-Valance with remote control motor » Only 15 cm cassette height » Exceptionally stable (can shade large areas) » Can be coupled » High-quality tilting arm bearing



CASSETTE AWNING



ERHARDT KD



Maximum dimensions (width x projection)	700 x 400 cm Awning size with Vario-Valance: 650 x 325 cm
Frame colour	» White (RAL 9016) » Grey-aluminium structured (RAL 9007 finely structured) » Anthracite (DB 703)
Custom colour	Any RAL colour available on request
Fabric designs	» Tibelly Ambiente (polyester) » Tibelly Classic (acrylic) » Vario-Valance: Soltis or Tibelly Screen available
Inclination angle	5° - 35°
Special features	» Vario-Valance up to 160 cm » Vario-Valance with remote control motor » Integrated LED lighting available as an option » Motorised as standard » Exceptionally stable (can shade large areas) » High-quality tilting arm bearing » Can be coupled

ERHARDT Q

Maximum dimensions (width x projection)	700 x 400 cm Awning size with Vario-Valance: 650 x 325 cm
Frame colour	» White (RAL 9016) » Grey-aluminium structured (RAL 9007 finely structured) » Anthracite (DB 703)
Custom colour	Any RAL colour available on request
Fabric designs	» Tibelly Ambiente (polyester) » Tibelly Classic (acrylic) » Vario-Valance: Soltis
Inclination angle	5° - 35°
Special features	» Vario-Valance up to 160 cm » Vario-Valance with remote control motor » Modern linear design » Integrated LED lighting available as an option » Motorised as standard » Exceptionally stable (can shade large areas) » High-quality tilting arm bearing



PERGOLA AWNING



ERHARDT PM

Minimum width 145 cm width
 Maximum width 600 cm width with max. projection of 500 cm
 or 650 cm width with max. projection of 450 cm

Technology Low-noise electric motor Tensioning system: Counterbalance technology

Frame colour » White (RAL 9016)
 » Grey-aluminium structured (RAL 9007 finely structured)
 » Anthracite (DB 703)

Custom colour Any RAL colour available on request

Fabric designs » Tibelly Ambiente (polyester)
 » Tibelly Classic (acrylic)
 » Vario-Valance: Soltis or Tibelly Screen available
 Standard awning fabric design uses welding adhesive technology
 Standard version: Fabric with zip (maximum fabric size: 30 m²)

Inclination angle 0°-45° Minimum inclination for rain protection 15°

Special features » Motorised as standard
 » Series mounting allows any number of units to be combined.
 Optional additional features:
 » Additional shade with a Vario-Valance (drive via integrated solar module)
 » LED strip lighting in cassette housing and/or guide rails

ERHARDT PM^{light}

Minimum width 100 cm (width) with max. projection 300 cm
 Maximum width 500 cm width with max. projection 450 cm

Technology Low-noise electric motor Tensioning system: Counterbalance technology

Frame colour » White (RAL 9016)
 » Grey-aluminium structured (RAL 9007 finely structured)
 » Anthracite (DB 703)

Custom colour Any RAL colour available on request


Fabric designs » Tibelly Ambiente (polyester)
 » Tibelly Classic (acrylic)
 Standard awning fabric design uses welding adhesive technology

Inclination angle 0°-45° Minimum inclination for rain protection 15°

Special features » Motorised as standard
 » Supports made of aluminium
 » Completely new design
 » Very slim design
 » Projection rails max. 50 cm
 » With new zip technology
 » Can be mounted in difficult locations
 » Purlin can be used on the front
 » Cross member can be used in the sides



CONSERVATORY AWNING



ERHARDT TM


Minimum width	100 cm width with max. projection
Maximum width (width x projection)	of 300 cm Under-roof mounting 600 x 450 cm On-roof mounting 500 x 450 cm
Mounting types	On-roof mounting Under-roof mounting
Means of installation	2 side rails on spacers (75-500 mm high)
Projection	Rails: max. 100 cm
Frame colour	» White (RAL 9016) » Grey-aluminium structured (RAL 9007 finely structured) » Anthracite (DB 703)
Custom colour	Any RAL colour available on request
Fabric designs	» Tibelly Ambiente (polyester) » Tibelly Classic (acrylic)
Special features	» Small cassette » Also suitable for very small areas » Standard awning fabric design in adhesive welding technology » Standard version: Fabric with zip » Several units can be mounted in series: one motor always required per awning

ERHARDT HS

Minimum width	145 x 600 cm
Maximum width (width x projection)	650 x 600 cm
Mounting types	On-roof mounting Under-roof mounting
Means of installation	2 side rails on spacers (85-500 mm high)
Projection	Rails: max. 100 cm
Frame colour	» White (RAL 9016) » Grey-aluminium structured (RAL 9007 finely structured) » Anthracite (DB 703)
Custom colour	Any RAL colour available on request
Fabric designs	» Tibelly Ambiente (polyester) » Tibelly Classic (acrylic) Standard awning fabric design uses welding adhesive technology Standard model: Fabric with zip (maximum fabric size: 30 m ²)
Special features	» Compact design » Robust, perfect for larger areas » Several units can be mounted in series: one motor always required per awning Optional additional features: » LED strip lighting in cassette housing and/or guide rails



WIND AND PRIVACY SCREEN



ERHARDT WG

Minimum width	80 x 450 cm
Maximum width (width x projection)	500 x 450 cm or 600 x 400 cm
Mounting types	On-roof mounting
Means of installation	2 freely positionable rails for direct installation below the fabric
Projection	Rails: max. 120 cm Cassette: max. 120 cm per side
Frame colour	» White (RAL 9016) » Grey-aluminium structured (RAL 9007 finely structured) » Anthracite (DB 703)
Custom colour	Any RAL colour available on request
Fabric designs	» Tibelly Ambiente (polyester) » Tibelly Classic (acrylic) » Soltis 86 / 92 (max. 350 x 350 cm possible)
Special features	» Rails can be offset inwards on the sides for special applications » Standard awning fabric design in adhesive welding technology » Several units can be mounted in series: one motor always required per awning

ERHARDT WSW

Maximum width (height x extension length)	Fabric of 120 x 400 cm with a seamless fabric, cassette height of 130 cm Fabric of 180 x 350 cm with a seamless fabric, cassette height of 190 cm
Mounting types	Cassette with wall bracket Pull-out bar with pull holder Pull-out bar with mast (optional)
Frame colour	» White (RAL 9016) » Grey-aluminium structured (RAL 9007 finely structured) » Anthracite (DB 703)
Custom colour	Any RAL colour available on request
Fabric designs	» Tibelly Ambiente (polyester) » Tibelly Classic (acrylic) » Tibelly Screen (up to 300 cm available) » Soltis 86 and 92 (up to 300 cm available)
Special features	» Unobtrusive cassette design 10 x 12 cm » Fabric cassette can be removed easily (e.g. in winter) » Very stable (even in stronger winds) » Holders and grips available in various versions



VERTICAL AWNING



ERHARDT V-SH

Maximum width (width x height)	600 x 240 cm
Side guide	Stainless steel cable guide
Frame colour	<ul style="list-style-type: none"> » White (RAL 9016) » Grey-aluminium structured (RAL 9007 finely structured) » Anthracite (DB 703)
Custom colour	Any RAL colour available on request
Fabric designs	<ul style="list-style-type: none"> » Soltis 86 and 92 (Standard) » Tibelly Ambiente* (polyester) » Tibelly Classic* (acrylic) » Tibelly Screen* (fibreglass)
Solution for facades	<ul style="list-style-type: none"> » Window and door elements » Vertical glass surfaces / facades
Can be combined with	<ul style="list-style-type: none"> » Terrace roofs (also on the sides) » Balconies » Pergolas » Conservatories
Special features	<ul style="list-style-type: none"> » Patented swivel lever technology (SH) » Can be mounted in series » Sleek design » Motorised as standard » Optional: ERHARDT PV module for independent operation

ERHARDT Z-R90-SH

Maximum width (width x unit height)	600 x 240 cm
Side guide	Guide rails with zip technology
Frame colour	<ul style="list-style-type: none"> » White (RAL 9016) » Grey-aluminium structured (RAL 9007 finely structured) » Anthracite (DB 703)
Custom colour	Any RAL colour available on request
Fabric designs	Tibelly Screen (fibreglass)
Solution for facades	<ul style="list-style-type: none"> » Window and door elements » Vertical glass surfaces / facades
Can be combined with	<ul style="list-style-type: none"> » Terrace roofs (also on the sides) » Balconies » Pergolas » Conservatories
Special features	<ul style="list-style-type: none"> » Patented swivel lever technology (SH) » Can be mounted in series » Sleek design » Zip system » Motorised as standard » Optional: ERHARDT PV module for independent operation » Exceptional wind stability » Round cassette design

* dependent on size





ERHARDT Z-R105
ERHARDT Z-E105

Maximum width (width x unit height)	Z-E105 600 x 240 cm Z-R105 300 x 300 cm and 400 x 220 cm
Side guide	Guide rails with zip technology
Frame colour	» White (RAL 9016) » Grey-aluminium structured (RAL 9007 finely structured) » Anthracite (DB 703)
Custom colour	Any RAL colour available on request
Fabric designs	Tibelly Screen (fibreglass)
Solution for facades	» Window and door elements » Vertical glass surfaces or facades
Can be combined with	» Terrace roofs (also on the sides) » Balconies » Pergolas » Conservatories
Special features	» Can be mounted in series » Zip system » Retractable drop bar » Motorised as standard » Optional: ERHARDT PV module for independent operation » Exceptional wind stability » Round or square cassette design

ERHARDT Z-R125
ERHARDT Z-E125

Maximum width (width x unit height)	Z-R125 and Z-E125 500 x 300 cm
Side guide	Guide rails with zip technology
Frame colour	» White (RAL 9016) » Grey-aluminium structured (RAL 9007 finely structured) » Anthracite (DB 703)
Custom colour	Any RAL colour available on request
Fabric designs	Tibelly Screen (fibreglass)
Solution for facades	» Window and door elements » Vertical glass surfaces or facades
Can be combined with	» Terrace roofs (also on the sides) » Balconies » Pergolas / Conservatories
Special features	» Can be mounted in series » Zip system » Retractable drop bar » Motorised as standard » Optional: ERHARDT PV module for independent operation » Exceptional wind stability » Round or square cassette design





ERHARDT vertical awning with guide rails

Maximum dimensions (width x height)	300 x 300 cm
	400 x 220 cm
	Maximum width for individual units 400 cm

Side guide	Guide rails
------------	-------------

Frame colour	» White (RAL 9016)
	» Grey-aluminium structured (RAL 9007 finely structured)
	» Anthracite (DB 703)

Custom colour	Any RAL colour available on request
---------------	-------------------------------------

Fabric designs	» Tibelly Ambiente (polyester)
	» Tibelly Classic (acrylic)
	» Tibelly Screen (fibreglass)
	» Soltis 86 and 92

A stand-alone solution for facade shading	» Window and door elements
	» Vertical glass surfaces or facades

Can be combined for	» Terrace roofs (also on the sides)
	» Balconies
	» Pergolas
	» Conservatories

Special features	» Individual or coupled unit
	» Motorised as standard
	» Can be crank operated
	» Round cassette design

ERHARDT vertical awnings with cable guide

Maximum dimensions (width x height)	300 x 260 cm
	400 x 200 cm
	Maximum width for individual units 400 cm

Side guide	Stainless steel cable guides
------------	------------------------------

Frame colour	» White (RAL 9016)
	» Grey-aluminium structured (RAL 9007 finely structured)
	» Anthracite (DB 703)

Custom colour	Any RAL colour available on request
---------------	-------------------------------------

Fabric designs	» Tibelly Ambiente (polyester)
	» Tibelly Classic (acrylic)
	» Tibelly Screen (fibreglass)
	» Soltis 86 and 92

A stand-alone solution for facade shading	» Window and door elements
	» Vertical glass surfaces or facades

Can be combined for	» Terrace roofs (also on the sides)
	» Balconies
	» Pergolas
	» Conservatories

Special features	» Individual or coupled unit
	» Motorised as standard
	» Can be crank operated
	» Round cassette design





ERHARDT window awning blind

Maximum dimensions (width x height)	270 x 300 cm Maximum width for individual units 270 cm
Side guide	Guide rails
Frame colour	» White (RAL 9016) » Grey-aluminium structured (RAL 9007 finely structured) » Anthracite (DB 703)
Custom colour	Any RAL colour available on request
Fabric designs	» Tibelly Ambiente (polyester) » Tibelly Classic (acrylic) » Soltis 86 and 92
A stand-alone solution for facade shading	» Window and door elements » Vertical glass surfaces or facades
Can be combined for	» Terrace roofs (also on the sides) » Pergolas » Conservatories
Special features	» Individual or coupled unit » Motorised as standard » Can be crank operated » Round cassette design

ERHARDT drop arm awning

Maximum dimensions (width x drop arm)	400 x 175 cm
Side guide	Drop arm
Frame colour	» White (RAL 9016) » Grey-aluminium structured (RAL 9007 finely structured) » Anthracite (DB 703)
Custom colour	Any RAL colour available on request
Fabric designs	» Tibelly Ambiente (polyester) » Tibelly Classic (acrylic)
A stand-alone solution for facade shading	» Window and door elements » Vertical glass surfaces or facades
Can be combined for	» Terrace roofs (also on the sides) » Pergolas » Conservatories
Special features	» Individual units » Motorised as standard » Can be crank operated from the interior or exterior » Round cassette design



WINDOW AWNING WITHOUT HOUSING



ERHARDT SOK

Maximum dimensions (width x projection)	550 x 400 cm
Side guide	Stainless steel cable guides
Frame colour	<ul style="list-style-type: none"> » White (RAL 9016) » Grey-aluminium structured (RAL 9007 finely structured) » Anthracite (DB 703)
Custom colour	Any RAL colour available on request
Fabric designs	<ul style="list-style-type: none"> » Tibelly Ambiente (polyester) » Tibelly Classic (acrylic) » Tibelly Screen (fibreglass) » Soltis 86 and 92*
A stand-alone solution for facade shading	<ul style="list-style-type: none"> » Window and door elements » Vertical glass surfaces or facades
Can be combined for	<ul style="list-style-type: none"> » Terrace roofs (also on the sides) » Pergolas » Conservatories
Special features	<ul style="list-style-type: none"> » Individual or coupled unit » Can be crank operated from the interior or exterior

ERHARDT FOK

Maximum dimensions (width x drop arm)	550 x 175 cm
Side guide	Drop arm
Frame colour	<ul style="list-style-type: none"> » White (RAL 9016) » Grey-aluminium structured (RAL 9007 finely structured) » Anthracite (DB 703)
Custom colour	Any RAL colour available on request
Fabric designs	<ul style="list-style-type: none"> » Tibelly Ambiente (polyester) » Tibelly Classic (acrylic) » Tibelly Screen* (fibreglass) » Soltis 86 and 92*
A stand-alone solution for facade shading	<ul style="list-style-type: none"> » Window and door elements » Vertical glass surfaces or facades
Can be combined for	<ul style="list-style-type: none"> » Terrace roofs (also on the sides) » Pergolas » Conservatories
Special features	<ul style="list-style-type: none"> » Individual units » Can be crank operated from the interior or exterior

* dependent on size





For more information, please contact your ERHARDT dealer.



Visit us:

www.smart-secure.co.uk | info@smart-secure.co.uk | 01384 900 262